



# Rifflsee cross-country skiing trail

  
Elevation gain  
83 m

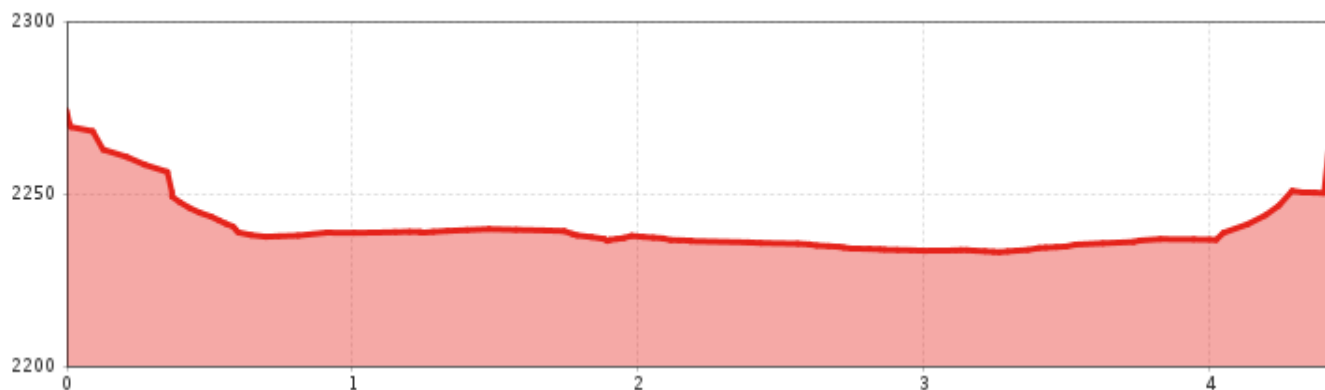
  
Highest point  
2269 m

  
Route length classic  
5 km

  
Route length skating  
5 km



# Riffelsee cross-country skiing trail



## Information

Starting point

**Riffelsee railway top station**

Finishing point

**Riffelsee railway top station**

Skating

Klassisch

Public transport

**Take the bus till the bus stop Mandarfen Riffelseebahn. Afterwards take the cable car up to the middle station of the Riffelsee mountain lift.**

Parking

**Parking space Riffelseebahn**

## Description

Access this trail via Riffelsee mountain railway (return ticket) up to the top station. After accessing the cross-country skiing trail opposite the top station of the "Hirschtal drag lift" a slightly steeper stage of the trail runs downhill for approximately 300 m before you reach the actual cross-country ski trail. Once there, you can enjoy the magnificent panoramic views of Riffelsee on a classic or skate skiing track. Please don't forget that you are skiing on a trail at an average of 2,250 m and will therefore tire more quickly than usual. For refreshments you can stop at the "Sunna Alm" or "Riffelseehütte" mountain huts.

 Impressions

